

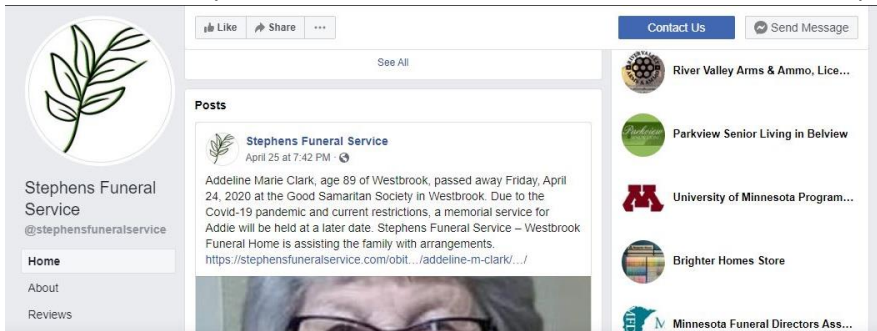
If you do not have a Facebook account:

How To Watch Facebook Live Video Using a Computer:

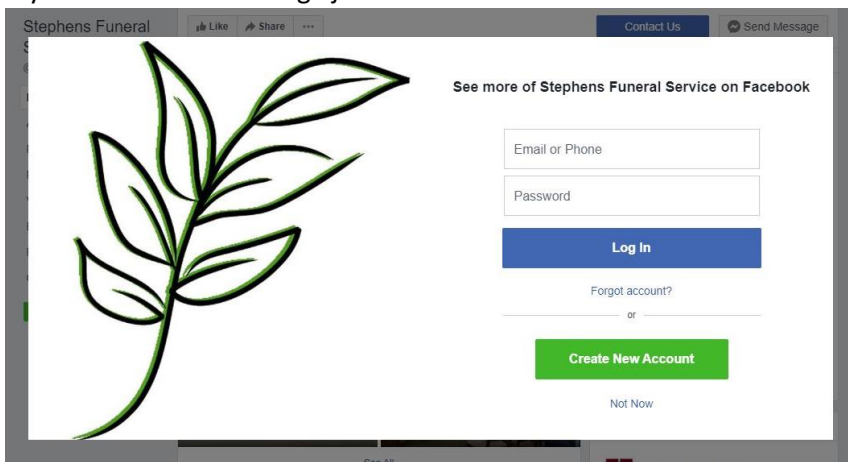
1. Go to: <https://www.facebook.com/stephensfuneralservice/>
2. The Webpage will look like this:



3. Scroll down until you reach the POSTS Section, the video should show up in this area.

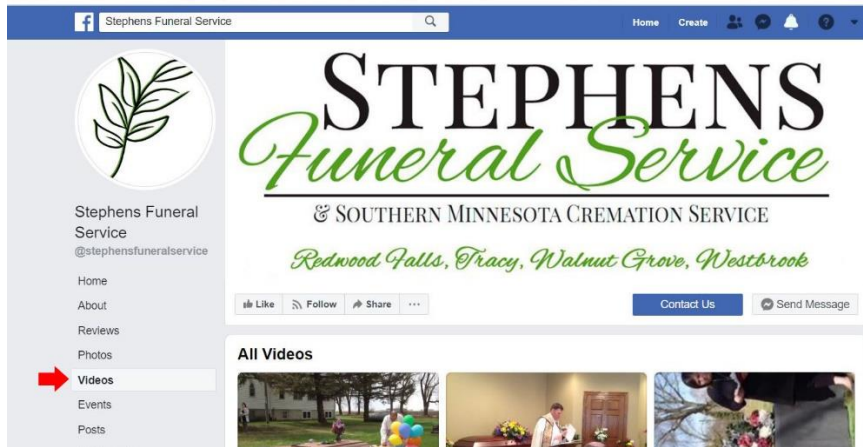


If you receive this message just select [Not Now](#)



4. If for some reason the video is not showing up it will be posted in the POSTS area or in the VIDEOS area on our facebook page following the service.

facebook.com/pg/stephensfuneralservice/videos/?ref=page_internal



We try to have the live feed started 3-5mins before the service begins. If you do not see it right away please bear with us and check back later. If the Live video does not show up for you, the video will be posted to our Facebook Page as soon as the service has concluded.

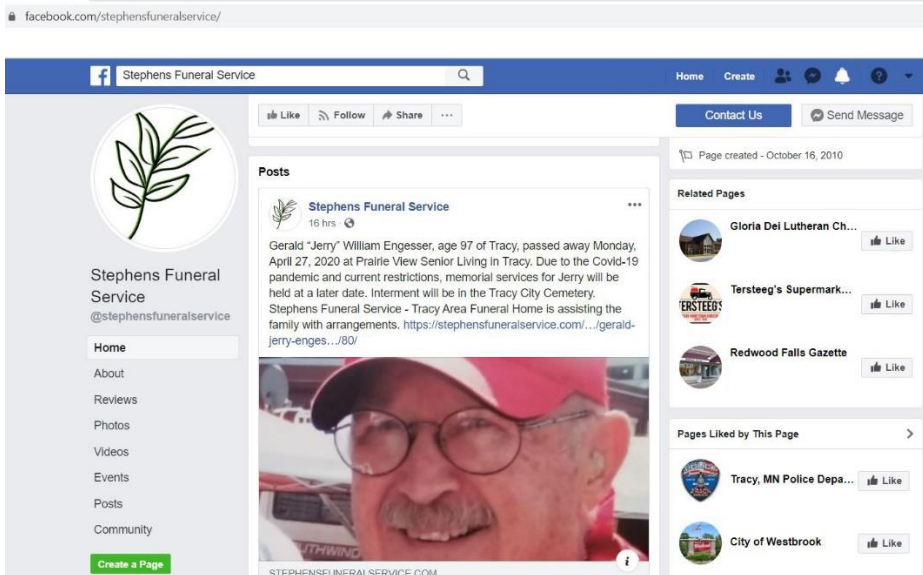
If you have a Facebook account:

How To Watch Facebook Live Video Using a Computer:

1. Go to: <https://www.facebook.com/stephensfuneralservice/>
2. The Webpage will look like this:



3. Scroll down until you reach the POSTS Section, the video should show up in this area.



4. If for some reason the video is not showing up it will be posted in the POSTS area or in the VIDEOS area on our Facebook page following the service.

facebook.com/pg/stephensfuneralservice/videos/?ref=page_internal



We try to have the live feed started 3-5mins before the service begins. If you do not see it right away please bear with us and check back later. If the Live video does not show up for you, the video will be posted to our Facebook Page as soon as the service has concluded.